

A vibrant, cartoon-style illustration of a forest landscape. At the top, a banner reads 'FOREST BROOK INTERNATIONAL SCHOOL, DESURI' and 'SESSION 2026-27'. The scene features a smiling sun, a winding stream, a path, a tent, a backpack, and various animals like a squirrel and an owl. Signs point to 'NATURE TRAIL', 'SUMMER ADVENTURE', and 'CAMPING'. The title 'SUMMER VACATION ASSIGNMENT' is prominently displayed in the center.

FOREST BROOK

INTERNATIONAL SCHOOL, DESURI

SESSION 2026-27

NATURE TRAIL

SUMMER
ADVENTURE

CAMPING

SUMMER VACATION ASSIGNMENT

STUDENT'S NAME: _____











CLASS / SEC: _____

ROLL NO: _____

SUMMER VACATION NOTICE

HAPPY HOLIDAYS!



-  **HOLIDAYS HOMEWORK** for all subjects should be done in a **SEPARATE NOTEBOOK** (Keep it neat and clean!) 
-  **THE SCHOOL WILL REMAIN CLOSED** on 15.05.26 and **SUMMER BREAK** will commence from comened from 15.05.26 to 20.06.26 
-  **THE SCHOOL WILL REOPEN** on 21.06.26 as per usual time. (As per Govt. Order) 
-  **ALL THE ASSIGNMENTS** are to be submitted on 22.06.26. 
-  **DAILY ONE PAGE HINDI & ENGLISH CURSIVE WRITING** should be done in a **SEPARATE NOTEBOOK** (Practice beautifully!) 

Numbers

1 one



2 two



3 three



4 four



5 five



6 six



7 seven



8 eight



9 nine



10 ten



Aa Bb Cc Dd Ee Ff Gg Hh Ii

Jj Kk Ll Mm Nn Oo Pp Qq

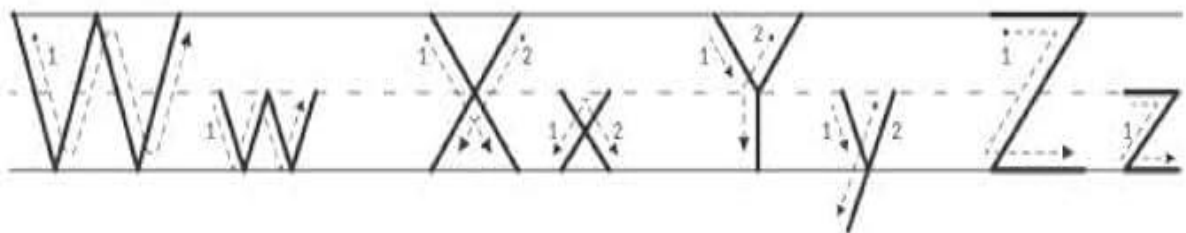
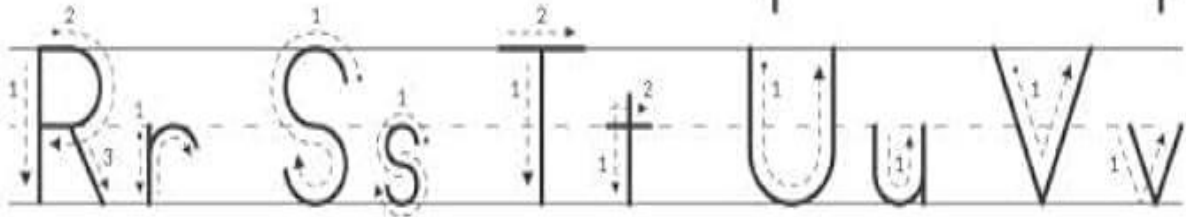
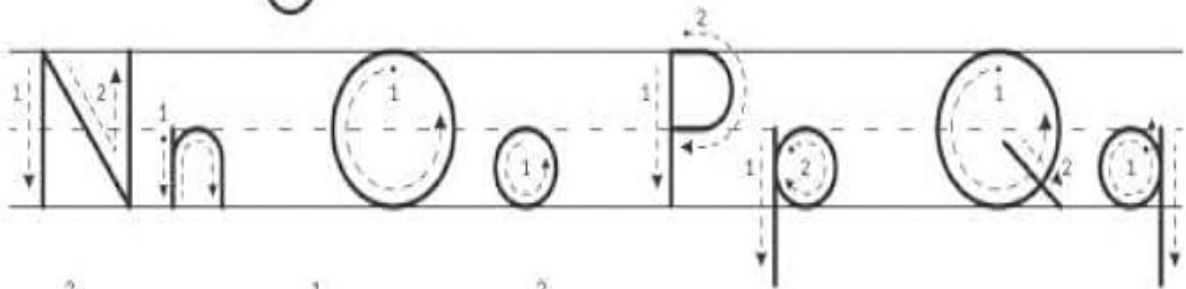
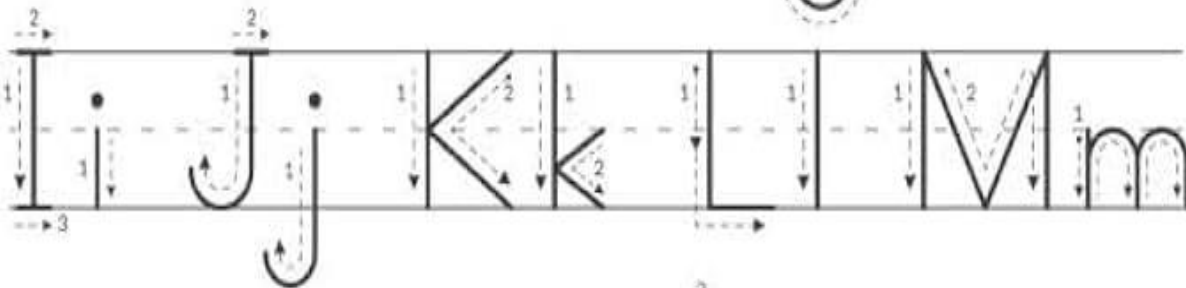
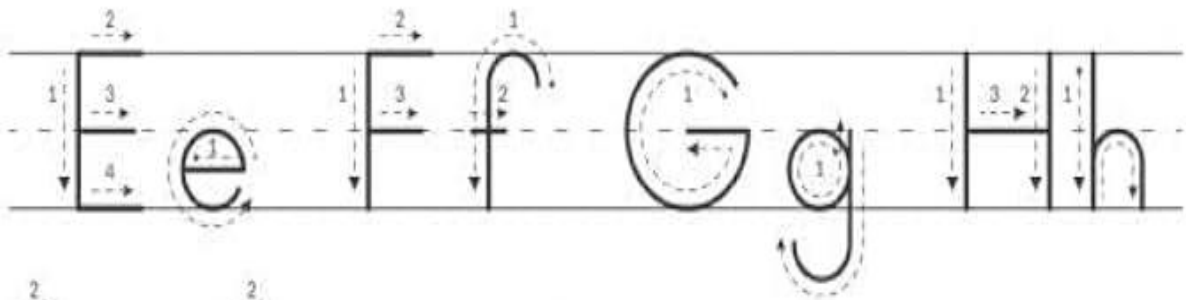
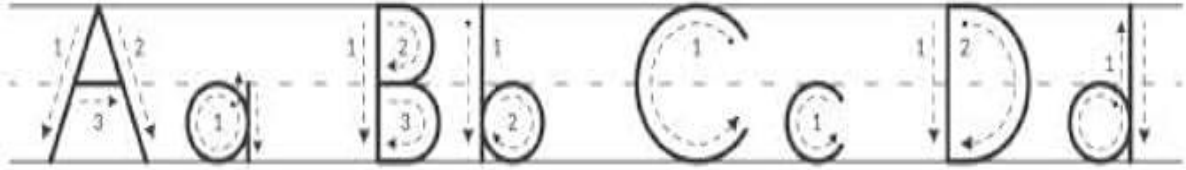
Rr Ss Tt Uu Vv Ww Xx Yy Zz

0 1 2 3 4 5 6 7 8 9

Handwriting practice lines consisting of solid top and bottom lines with a dashed midline for letter height guidance.

Copyrighted Material

Letter Formation Chart



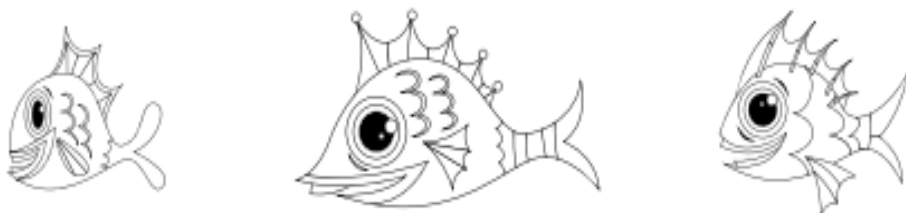
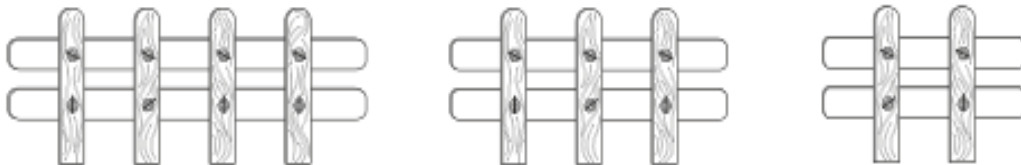
Long and short

Lesson 26 • Worksheet 3

Sorting by size

Name

Circle the **shortest** thing in each row. Colour the **longest**.



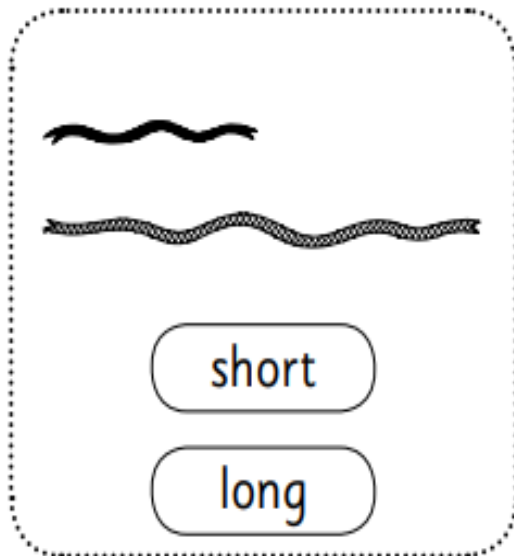
Long and short

Lesson 26 • Worksheet 1

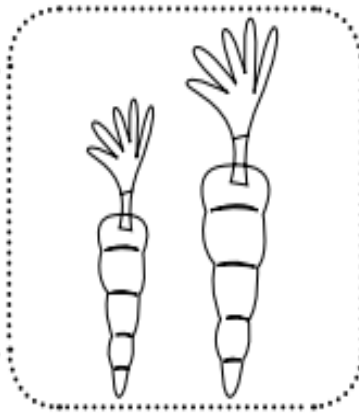
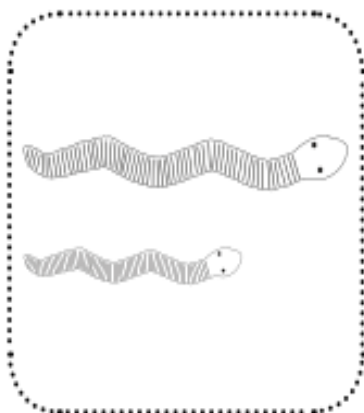
Long and short

Name _____

1 Match each picture to a word.

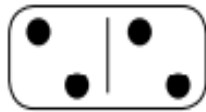


2 Colour the **long** things.



3 Colour the **short** things.





Doubles

Lesson 49 • Worksheet 2

Doubling

Name _____

1 Add Dizzy's double dice rolls.

$$\begin{array}{|c|} \hline \bullet \\ \hline \end{array} + \begin{array}{|c|} \hline \bullet \\ \hline \end{array} = \begin{array}{|c|} \hline \\ \hline \end{array}$$

$$\begin{array}{|c|} \hline \bullet \\ \bullet \\ \hline \end{array} + \begin{array}{|c|} \hline \bullet \\ \bullet \\ \hline \end{array} = \begin{array}{|c|} \hline \\ \hline \end{array}$$

$$\begin{array}{|c|} \hline \bullet \\ \bullet \quad \bullet \\ \hline \end{array} + \begin{array}{|c|} \hline \bullet \\ \bullet \quad \bullet \\ \hline \end{array} = \begin{array}{|c|} \hline \\ \hline \end{array}$$

$$\begin{array}{|c|} \hline \bullet \quad \bullet \\ \bullet \quad \bullet \\ \hline \end{array} + \begin{array}{|c|} \hline \bullet \quad \bullet \\ \bullet \quad \bullet \\ \hline \end{array} = \begin{array}{|c|} \hline \\ \hline \end{array}$$

$$\begin{array}{|c|} \hline \bullet \quad \bullet \\ \bullet \quad \bullet \\ \hline \end{array} + \begin{array}{|c|} \hline \bullet \quad \bullet \\ \bullet \quad \bullet \\ \hline \end{array} = \begin{array}{|c|} \hline \\ \hline \end{array}$$



2 Draw the dominoes.



Double 4



Double 5



Double 6

खाली स्थान में सही अक्षर लिखें।

_____ ख _____ घ _____

च _____ ज _____ ञ

_____ ठ _____ ढ _____

त _____ ड _____ न

_____ फ _____ भ _____

य _____ ल _____

_____ ष स _____

क्ष _____ ज्ञ _____

सही स्वर पर गोला लगायें




आ

इ

ए

उ



ए

उ

अ

इ



उ

आ

अ

इ



ए

इ

उ

अ




इ

आ

उ

इ




अ

ए

अ

अ



अ

उ

इ

इ

Trace and write sentences:

Trace and write the sentences.

She has a pink hat.

She has a pink hat.

He is very short.

He is very short.

You are very nice.

You are very nice.

